



WARMFLO® Select

The WarmFlo® Select Electric Plenum Heater Series enhances overall heating system comfort, performance, and efficiency. Whether you are combining a gas or oil-fired furnace or adding an air source heat pump, WarmFlo can maximize your heating system's performance by monitoring outdoor and warm air plenum temperatures. Complete all-inclusive controls make installation and setup easy, including a dual energy selector switch to give the homeowner choice of energy sources to save on heating costs.



Call Today
800.922.4138
FAX: 763.295.4434

2150 West River St.
Monticello, MN 55362
sales@electromn.com

www.electromn.com





APPLICATIONS

Residential | Small Commercial | New Construction | Remodel

WHEN COMBINED WITH A HIGH EFFICIENCY AIR SOURCE HEAT PUMP

- Maximize heat pump efficiency
- Boost air temperature to maximize overall comfort
- Digital proportional control provides outdoor temperature reset for the perfect balance of comfort and efficiency


WHEN COMBINED WITH A GAS OR OIL FURNACE:

- Unique design provides a simple conversion of your home's heating system to electric
- Utilize renewable energy sources like solar panels and wind power to heat your home
- Easily adapts to Time of Use or Dual Fuel utility programs to save on heating costs

CONSULT WITH YOUR LOCAL UTILITY PROVIDER FOR AVAILABLE REBATES

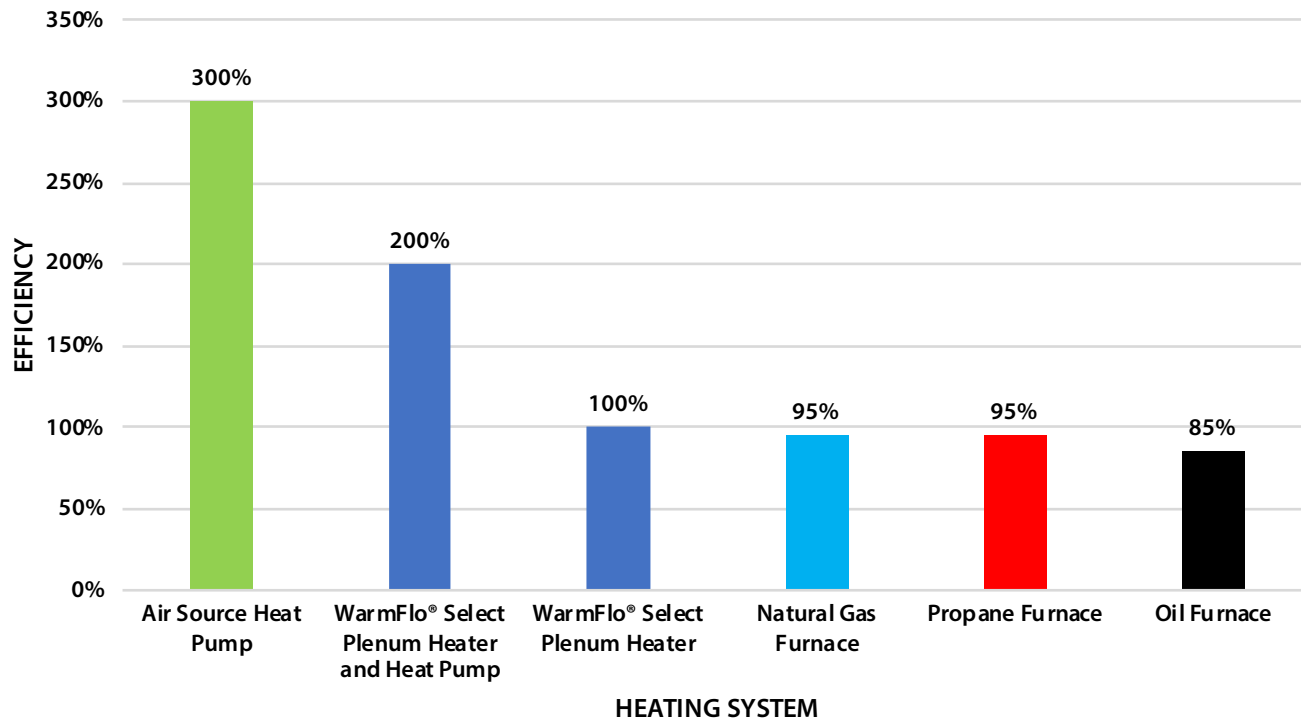
FEATURES

- Simple to install
- WarmFlo control works well with smart thermostats
- Easily adapts to most types of forced air heating systems
- Save and quiet operation
- Industry best warranty, 20 years on elements



This dial allows you to control the efficiency of the electric heating system. The lower the dial is set, the more the heat pump is used before the plenum heater is added. The higher the dial is set, the sooner the plenum heater is added.

HEATING SYSTEM AVERAGE EFFICIENCY COMPARISON



A WarmFlo Select plenum heater as a primary heat source or combined with an air source heat pump is one of the most efficient ways to heat your home.

Considering a PV solar system? Electric heating systems are the only form of heating that can integrate with solar energy. Build your solar kWh credits in the summer periods to help offset kWh used for heating in the winter.

WARMFLO® CONCEPT

The WarmFlo controller receives temperature information from the warm air plenum sensor and the outside sensor to monitor the heating system performance. Using data from the sensors, the WarmFlo intelligent controller automatically establishes a warm air delivery temperature ideal for the specific outdoor temperature. As outside temperature drops, the air source heat pump output decreases and the warm air required to heat the home increases. The WarmFlo plenum heater automatically adds heat in 500 watt increments to meet the heating requirements of the home.

SPECIFICATIONS

Single Stage Furnace, HP or A/C	Two Stage Heat Pump	kW @ 240VAC	Btu/h	Amps	Circuit Breakers
EM-W*102S [†] -SL1	EM-W*102D [†] -SL2	10	34,000	21-21	60
EM-W*153S [†] -SL1	EM-W*153D [†] -SL2	15	51,000	21-21-21	60-30
EM-W*204S [†] -SL1	EM-W*204D [†] -SL2	20	68,000	21-21-21-21	60-60
EM-W*254S [†] -SL1	EM-W*254D [†] -SL2	25	85,000	21-21-32-32	60-60-30

* U = Upflow D = Downflow

[†] 5 = 15" Wide 8 = 18" Wide





Changing the way you think about **ELECTRIC HEATING** **TECHNOLOGY**

To locate a contractor or distributor in your area, visit our website and click on Dealer Finder.

Electric heating is the **ONLY** heating method that will work with renewable energy sources.



Call Today
800.922.4138
FAX: 763.295.4434

 2150 West River St.
Monticello, MN 55362
 sales@electromn.com

www.electromn.com



Rev 04/19/2024 - EL703